

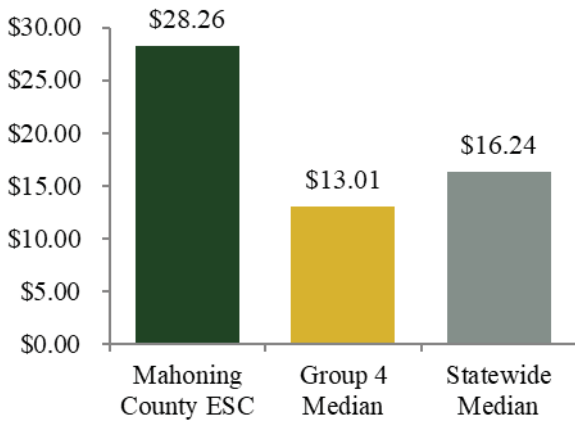
Mahoning County ESC Profile

Operating Revenue:
\$38,044,252

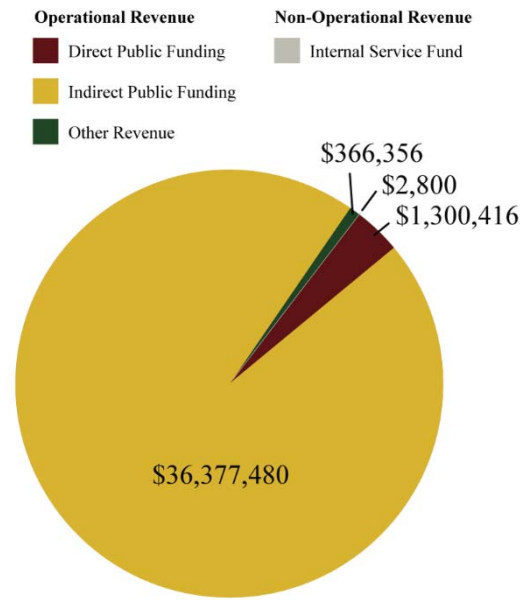
Expenditures:
\$37,064,923

FTEs:
259.90

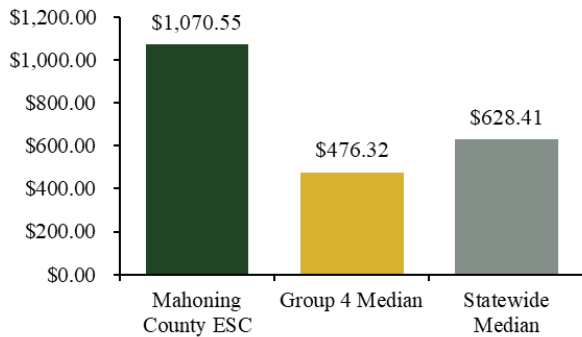
Revenue Generation Ratio



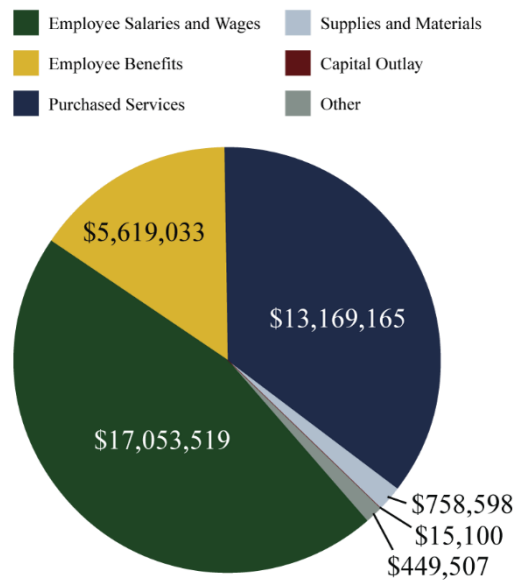
Total Revenue by Source



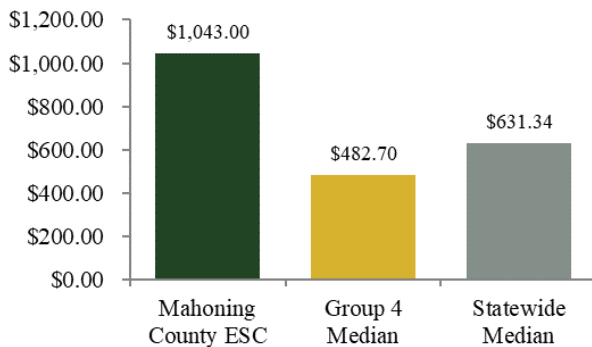
Operating Revenue per Student



Expenditures by Object



Expenditures per Student



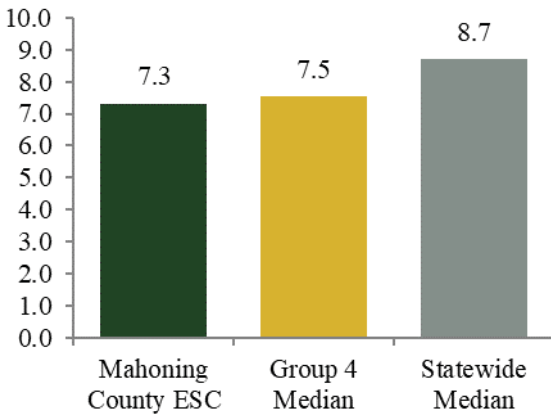
Mahoning County ESC Profile (contd)

Operating Revenue:
\$38,044,252

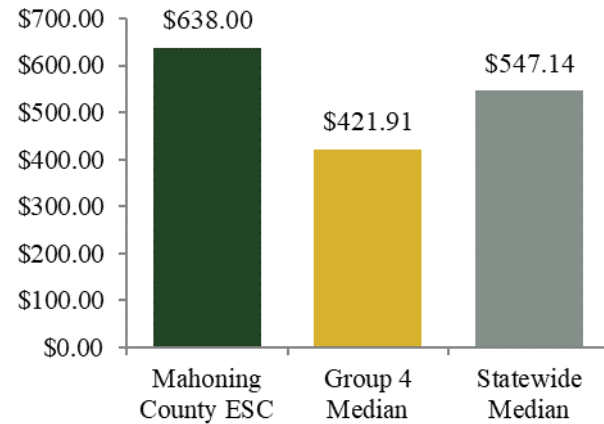
Expenditures:
\$37,064,923

FTEs:
259.90

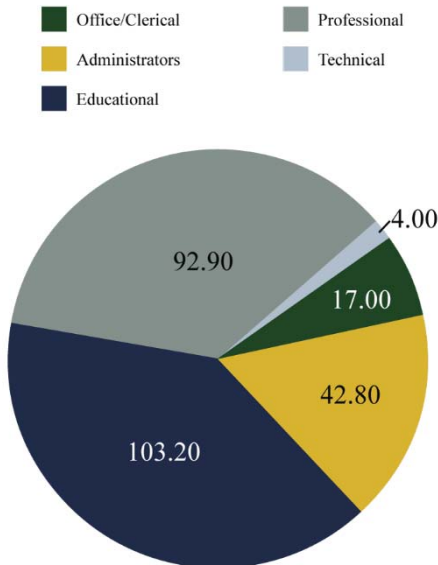
FTEs per 1,000 Students



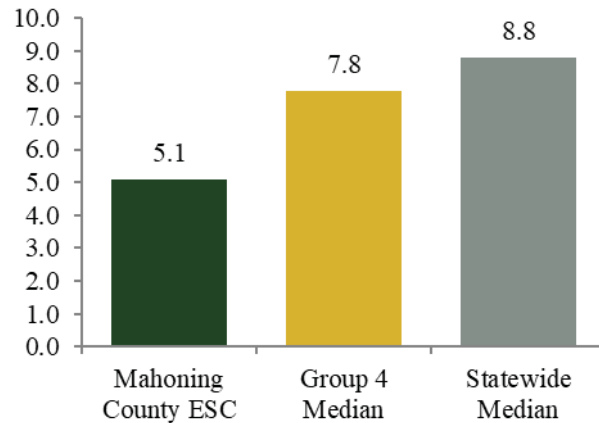
Personnel Cost per Student



FTEs by Category



Non-administrative Staff per Administrator



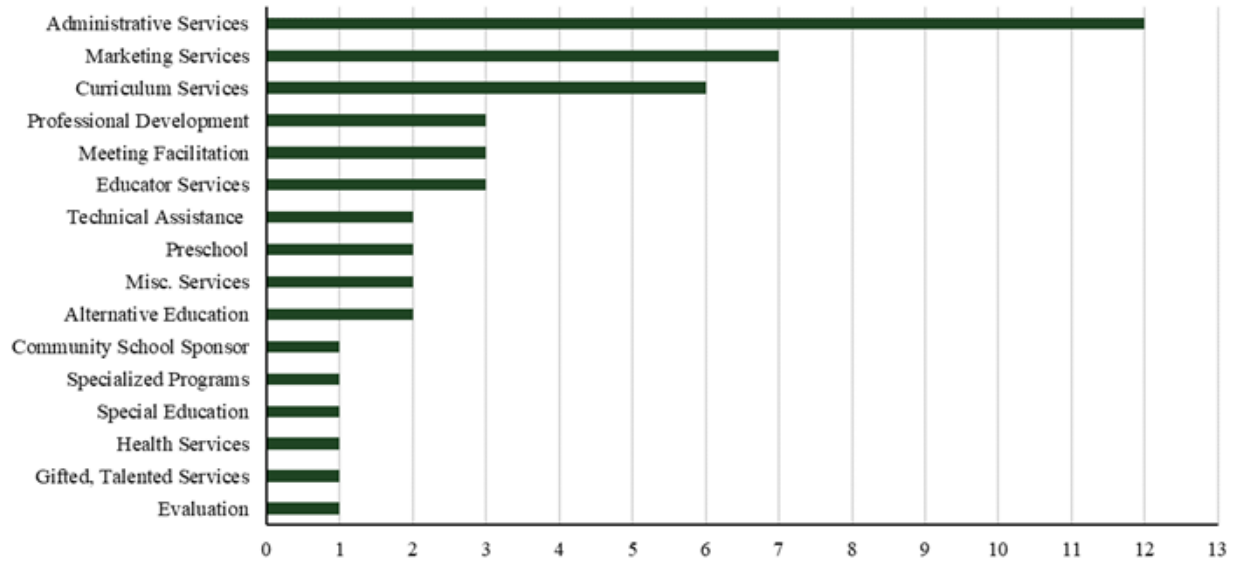
Mahoning County ESC Profile (contd)

Operating Revenue:
\$38,044,252

Expenditures:
\$37,064,923

FTEs:
259.90

Services Offered by Category



Mahoning County ESC Profile (contd)

Operating Revenue:	Expenditures:	FTEs:
\$38,044,252	\$37,064,923	259.90

Member District Data

Member District Name	Student Enrollment	District Type
Austintown LSD	4,816	7
Beaver LSD	1,796	1
Boardman LSD	4,123	5
Campbell CSD	1,102	7
Canfield LSD	2,655	5
Columbiana EVSD	1,035	4
East Palestine CSD	1,044	1
Jackson-Milton LSD	702	3
Lowellville LSD	537	3
Poland LSD	1,902	5
Rootstown LSD	1,207	3
Sebring LSD	504	4
South Range LSD	1,286	3
Southeast LSD	1,563	2
Springfield LSD	1,049	3
Struthers CSD	1,834	4
West Branch LSD	2,095	1
Western Reserve LSD	674	2
Windham EVSD	490	1
Youngstown CSD	5,123	8